


Motor Fin Mount Probe/Pads

Product Purpose

Take Measurements from Hard-to-Reach Places

Our Fin Mount Probes are perfect for narrow measurement points in motors, turbines and other machinery. Fin Mounts can be used with Portable Route Measurements or Permanently Mounted Accelerometers.

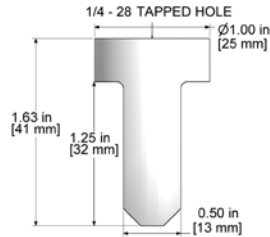


Part No.

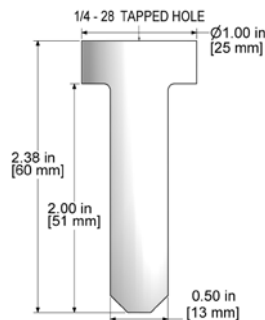

Image

Drawing

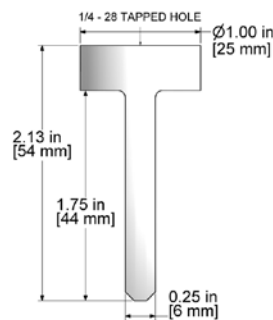

MH118-1A



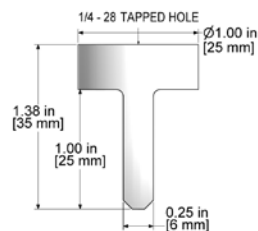
MH118-2A



MH118-3A



MH118-4A



Material:

Portable Route Measurements:

Permanent Mount

Surface Flatness:

Installation Procedure:

Recommended Mounting Epoxy:

Supplied Accessories:

17-4 Stainless Steel

Attracts Magnetic Bases

1/4-28 Tapped Hole

.0005

Epoxy Mount Probe

Shaft Between Cooling

Fins

CTC MH109-2A

Protective Cap Cover

* Epoxy

(With purchase of 50

piece kits or more)

Pre-Packaged Quantity Kits

*(Mounting Epoxy Included)

Part #	Qty 50	Qty 100	Qty200
MH118-1A	MH118-1B	MH118-1C	MH118-1D
MH118-2A	MH118-2B	MH118-2C	MH118-2D
MH118-3A	MH118-3B	MH118-3C	MH118-3D
MH118-4A	MH118-4B	MH118-4C	MH118-4D

Assortment Kit

*(Mounting Epoxy Included)

MH118-5A	10 Pieces each of:	MH118-1A
		MH118-2A
		MH118-3A
		MH118-4A



VIBRATION ANALYSIS HARDWARE

Backed by our Unconditional Lifetime Warranty