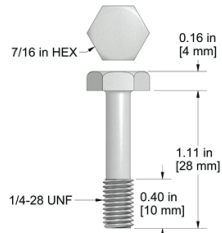


Mounting Bolts




MH108-21B




1/4-28, 1.27 in. length
Stainless Steel Captive Bolt
for CTC AC194 and
AC294 Sensors

MH108-22B



M6x1, 32mm length
Stainless Steel Captive Bolt
for CTC AC194 and
AC294 Sensors

MH108-24B



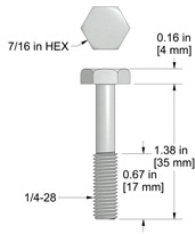
M8x1, 25mm length
Stainless Steel Captive Bolt
for Medium
Side Exit Sensors,
CTC AC198 Sensors

MH108-25B



M8x1, 25mm length
Stainless Steel Captive Bolt
for Standard Side Exit
Sensors, CTC AC184 and
AC188 Sensors

MH108-26B



1/4-28, 1.3825 in. length,
Stainless Steel Captive Bolt
for CTC AC136 and
TA Side Exit Sensors