

AC914 Series

Low Capacitance, Intrinsically Safe Accelerometer,
Side Exit Connector/Cable, 50 mV/g

SECTION I - VIBRATION SENSORS
Low Capacitance Accelerometers



Actual Product Size Shown



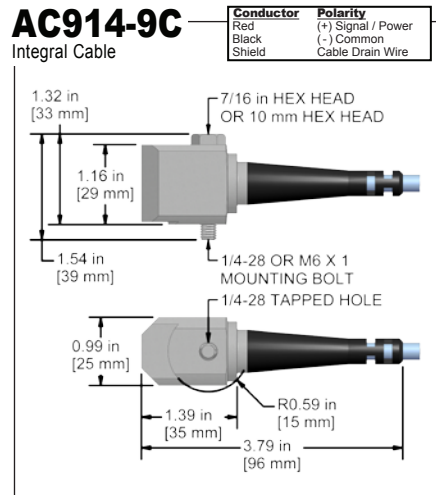
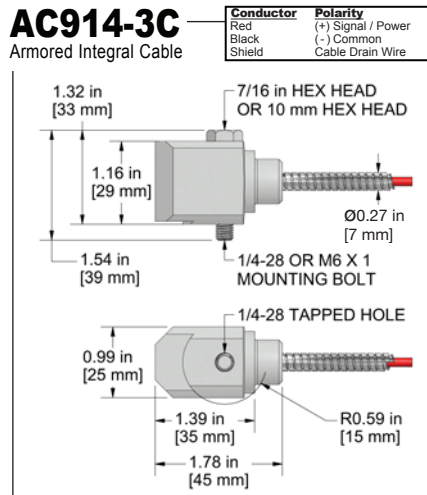
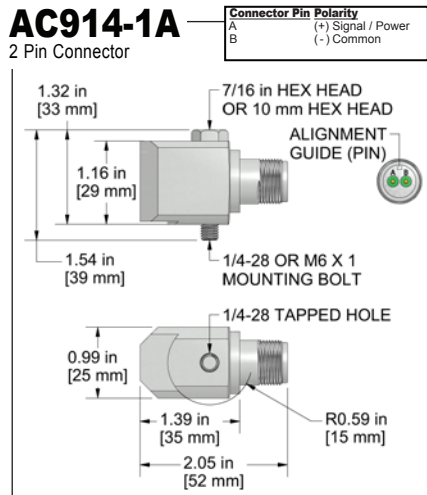
Requires **Intrinsically Safe Barrier**

Product Features

CSA/ATEX Approved

Excellent for Higher g Applications

- ± 100 g, Peak Dynamic Range
- 50 mV/g Sensitivity $\pm 10\%$
- Requires Intrinsic Safety Barrier (see page 348)



| Specifications | Standard | Metric |
|-----------------------------------|----------------------|-------------|
| Part Number | AC914 | M/AC914 |
| Sensitivity ($\pm 10\%$) | 50 mV/g | |
| Frequency Response (± 3 dB) | 48-516,000 CPM | 0,8-8600 Hz |
| Frequency Response ($\pm 10\%$) | 90-300,000 CPM | 1,5-5000 Hz |
| Dynamic Range | ± 100 g, peak | |
| Electrical | | |
| Settling Time | <3 Seconds | |
| Voltage Source (IEPE) | 18-28 VDC | |
| Constant Current Excitation | 2-10 mA | |
| Spectral Noise @ 10 Hz | 30 μ g/√Hz | |
| Spectral Noise @ 100 Hz | 25 μ g/√Hz | |
| Spectral Noise @ 1000 Hz | 25 μ g/√Hz | |
| Output Impedance | <100 ohm | |
| Bias Output Voltage | 10-14 VDC | |
| Case Isolation | >10 ⁸ ohm | |

| Specifications | Standard | Metric |
|-----------------------------|----------------------------------|-------------------|
| Environmental | | |
| Temperature Range | -40 to 250°F | -40 to 121°C |
| Maximum Shock Protection | 5,000 g, peak | |
| Electromagnetic Sensitivity | CE | |
| Sealing | IP68 | |
| Physical | | |
| Sensing Element | PZT Ceramic | |
| Sensing Structure | Shear Mode | |
| Weight | 5.3 oz | 151 grams |
| Case Material | 316L Stainless Steel | |
| Mounting | 1/4-28 | |
| Connector (AC914-1A) | 2 Pin MIL-C-5015 | |
| Armored Cable (AC914-3C) | Armor Jacketed Cable | |
| Integral Cable (AC914-9C) | RAL 5015 Blue Polyurethane Cable | |
| Resonant Frequency | 1,260,000 CPM | 21000 Hz |
| Mounting Torque | 2 to 5 ft. lbs. | 2,7 to 6,8 Nm |
| Mounting Hardware | 1/4-28 Captive Bolt | M6x1 Captive Bolt |
| Calibration Certificate | CA10 | |

Ordering Information

| Standard | AC914-1A | AC914-3C - / | AC914-9C - / |
|----------|--|---|---|
| | (1/4-28 Captive Bolt) Stock Product | (1/4-28 Captive Bolt) Build To Order | (1/4-28 Captive Bolt) Build To Order |
| | | (length in feet) (termination) | (maximum armor length 100 ft.) (cable length in feet) (termination) |
| Metric | M/AC914-1A | M/AC914-3C - / | M/AC914-9C - / |
| | (M6x1 Captive Bolt) Stock Product | (M6x1 Captive Bolt) Build To Order | (M6x1 Captive Bolt) Build To Order |
| | | (length in meters) (termination) | (maximum armor length 30 m) (cable length in meters) (termination) |

Read Before Purchasing
Important information on **Regulatory Approvals and Requirements** on Pages 90 & 91

Cable Termination Options: L Z

Backed by our **Unconditional Lifetime Warranty**

www.ctconline.com

