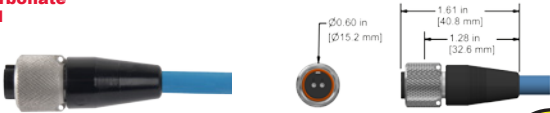


Factory Installed Cable Connectors

J2Q

2 Socket, mini-MIL with Grounded Backshell
Polycarbonate Molded

Application	Pin Out	Max. Temp.	Compatible Cables
Permanent Mount	A = Signal (+) B = Common (-)	250° F (121° C)	CB190, CB206



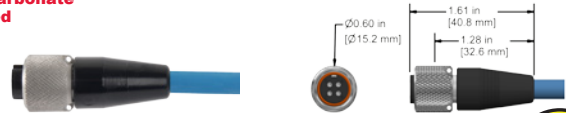
For Class I, Division 2

Build To Order

J4Q

4 Socket, mini-MIL with Grounded Backshell
Polycarbonate Molded

Application	Pin Out	Max. Temp.	Compatible Cables
Permanent Mount	A = Ch. Y (+) B = Ch. X (+) C = Ch. Z (+) D = Common (-)	250° F (121° C)	CB192, CB218



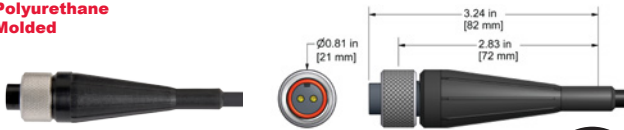
For Class I, Division 2

Build To Order

K2C

2 Socket, MIL
Polyurethane Molded

Application	Pin Out	Max. Temp.	Compatible Cables
Portable Measurement	A = Signal (+) B = Common (-)	250° F (121° C)	CB103, CB104, CB108, CB110, CB206

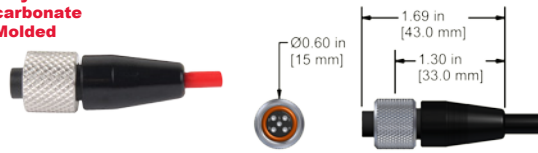


Build To Order

M2A

5 Socket M12 with 2 Conductor Cable
Polycarbonate Molded

Application	Pin Out	Max. Temp.	Compatible Cables
Portable Measurements, Permanent Mount	A = Signal (+) B = Common (-)	250° F (121° C)	CB102, CB103, CB104, CB108, CB110, CB111, CB202, CB206

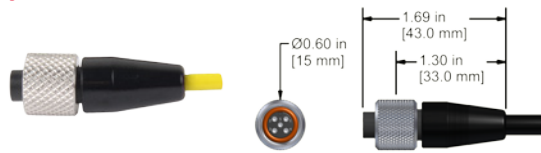


Build To Order

M2N

5 Socket M12 with 2 Conductor Cable
Nylon Insert Mount

Application	Pin Out	Max. Temp.	Compatible Cables
Portable Measurements, Permanent Mount	A = Signal (+) B = Common (-)	250° F (121° C)	CB102, CB103, CB104, CB108, CB110, CB111, CB202, CB206

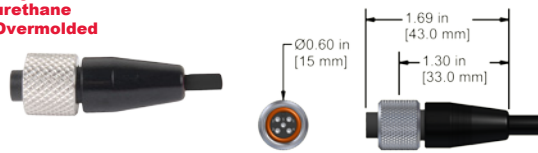


Build To Order

M2P

5 Socket M12 with 2 Conductor Cable
Polyurethane Overmolded

Application	Pin Out	Max. Temp.	Compatible Cables
Portable Measurements, Permanent Mount	A = Signal (+) B = Common (-)	250° F (121° C)	CB102, CB103, CB104, CB108, CB110, CB111, CB202, CB206

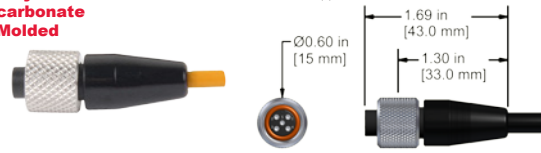


Build To Order

M4A

5 Socket M12 with 4 Conductor Cable
Polycarbonate Molded

Application	Pin Out	Max. Temp.	Compatible Cables
Portable Measurements, Permanent Mount	A = Ch. Y (+) B = Ch. X (+) C = Ch. Z (+) D = Common (-)	250° F (121° C)	CB105, CB119, CB218

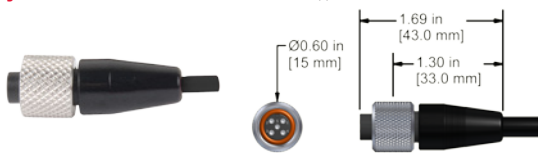


Build To Order

M4N

5 Socket M12 with 4 Conductor Cable
Nylon Insert Mount

Application	Pin Out	Max. Temp.	Compatible Cables
Portable Measurements, Permanent Mount	A = Ch. Y (+) B = Ch. X (+) C = Ch. Z (+) D = Common (-)	250° F (121° C)	CB105, CB119, CB218

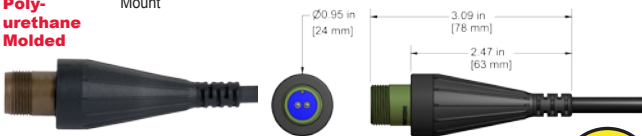


Build To Order

R2C

2 Pin, MIL
Polyurethane Molded

Application	Pin Out	Max. Temp.	Compatible Cables
Portable Measurements, Permanent Mount	A = Signal (+) B = Common (-)	250° F (121° C)	CB102, CB103, CB104, CB108, CB110, CB111

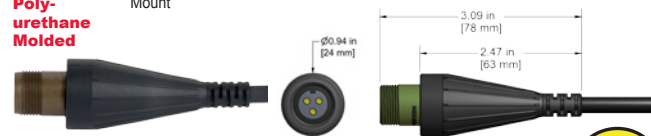


Build To Order

R3C

3 Pin, MIL
Polyurethane Molded

Application	Pin Out	Max. Temp.	Compatible Cables
Portable Measurements, Permanent Mount	A = Signal (+) B = Common (-) C = Signal (+)	250° F (121° C)	CB105, CB112, CB117, CB119



Build To Order