











	CT BOXES	Mini-MAXX BOXES	MAXX BOXES	SB BOXES	JB BOXES
					
	Low Cost Cable Termination Boxes	Miniature Enclosed BNC Connection Boxes	Enclosed BNC Connection Boxes	Legacy Switch Box Series	Premium Switch Box Series
Provides connection for remotely installed sensors to portable data collectors	✓	✓	✓	✓	✓
Optional cord grip or conduit inputs provide quick & secure cable entry to enclosure	✓	✓	✓	✓	✓
Withstands harsh factory and outdoor environments	not recommended for harsh environments (IP64 rated)	✓ NEMA 4X / IP66 rated	✓ NEMA 4X / IP66 rated	✓ NEMA 4X / IP66 rated	✓ NEMA 4X / IP66 rated
Covered BNCs		✓	✓	✓	✓
Quick release terminal blocks			✓	✓	✓
Fiberglass and stainless steel options available			✓	✓	✓
Sloped top and modular box options available			✓	✓	✓

	CT BOXES	Mini-MAXX BOXES	MAXX BOXES	SB BOXES	JB BOXES
					
	Low Cost Cable Termination Boxes	Miniature Enclosed BNC Connection Boxes	Enclosed BNC Connection Boxes	Legacy Switch Box Series	Premium Switch Box Series
Optional continuous output				✓	✓
Minimum sensor input and outputs	1	1	1	4	4
Maximum sensor inputs and outputs	4	4	12	48	48
Fold-forward panel for easy wiring					✓
IEPE bias indicator light					✓
Cost rating (1 - 5)	1 lowest cost option for cable termination areas that don't require an IP66 rated enclosure	2 lowest cost option for harsh factory environments	3 low cost option for higher channel counts in harsh factory environments	4 high end offering for ease of data collection & ability for online expansion	5 premium offering with the most benefits & features in one NEMA 4X enclosure